

PARAGON IGNEOUS GRANITE UNDERMOUNT SINK

PAR3641CW/

RANGEmaster
sinks & taps



Size: 824 x 481 mm

Go under-mounted for a sleek, seamless worksurface. Boasting a modern, geometric design, the Paragon kitchen sink is the perfect match for composite worksurfaces.

- Igneous granite
- Reversible drainer
- Waste kit included
- 25 year warranty

Material	Igneous Granite
Material Gauge	-
Material Finish Bowl	-
Material Finish Drainer	-
Drainer Position	
Overall Length (mm)	824
Overall Width (mm)	481
Main Bowl Length (mm)	362
Main Bowl Width (mm)	395
Main Bowl Depth (mm)	241
Second Bowl Length (mm)	362
Second Bowl Width (mm)	395
Second Bowl Depth (mm)	241
Tap hole Size (mm)	-
Waste Size (mm)	2 x 90
Waste Kit	Included with sink (2 x 90mm BSW & overflow kit)
Min. Base Unit (mm)	900
Cutout Size Length (mm)	776
Cutout Size Width (mm)	433
Warranty Sinks (years)	20
Product Code	PAR3641CW/
Barcode	5015834049915

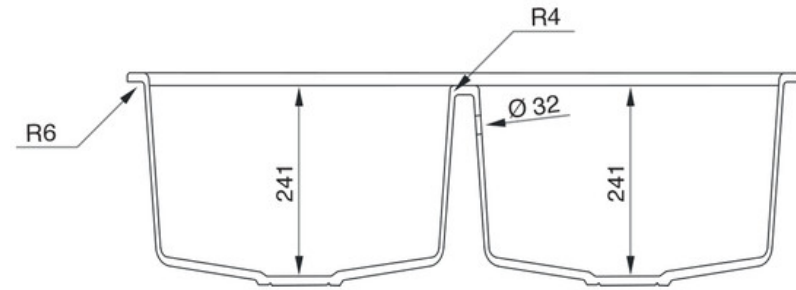
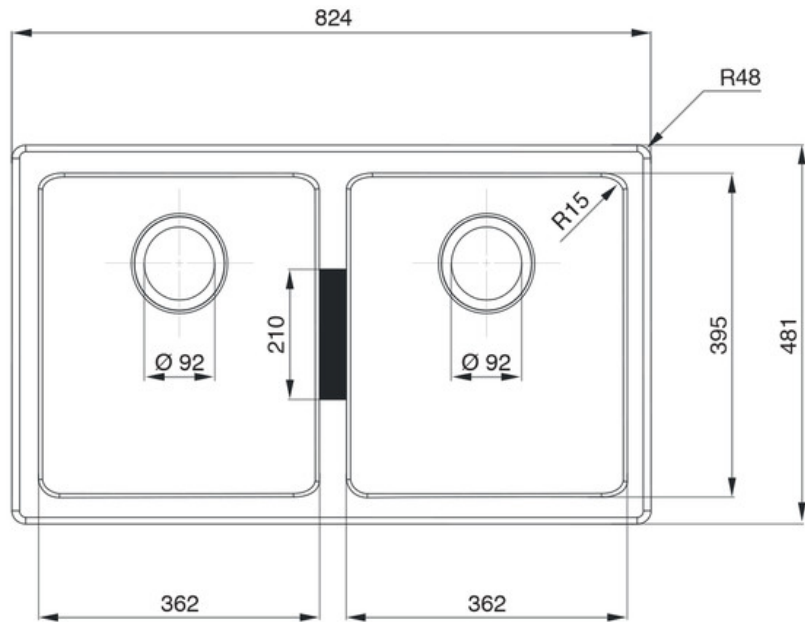
Date of download: July 10, 2023

AGA Rangemaster continuously seeks improvements in specification, design and production of products and thus, alterations take place periodically. Whilst every effort is made to produce up-to date resources, the information included here is intended as a guide. Always refer to the product's installation instructions when fitting, installation work should be completed a professional tradesman.

PARAGON IGNEOUS GRANITE UNDERMOUNT SINK

PAR3641CW/

Technical Drawing



Date of download: July 10, 2023

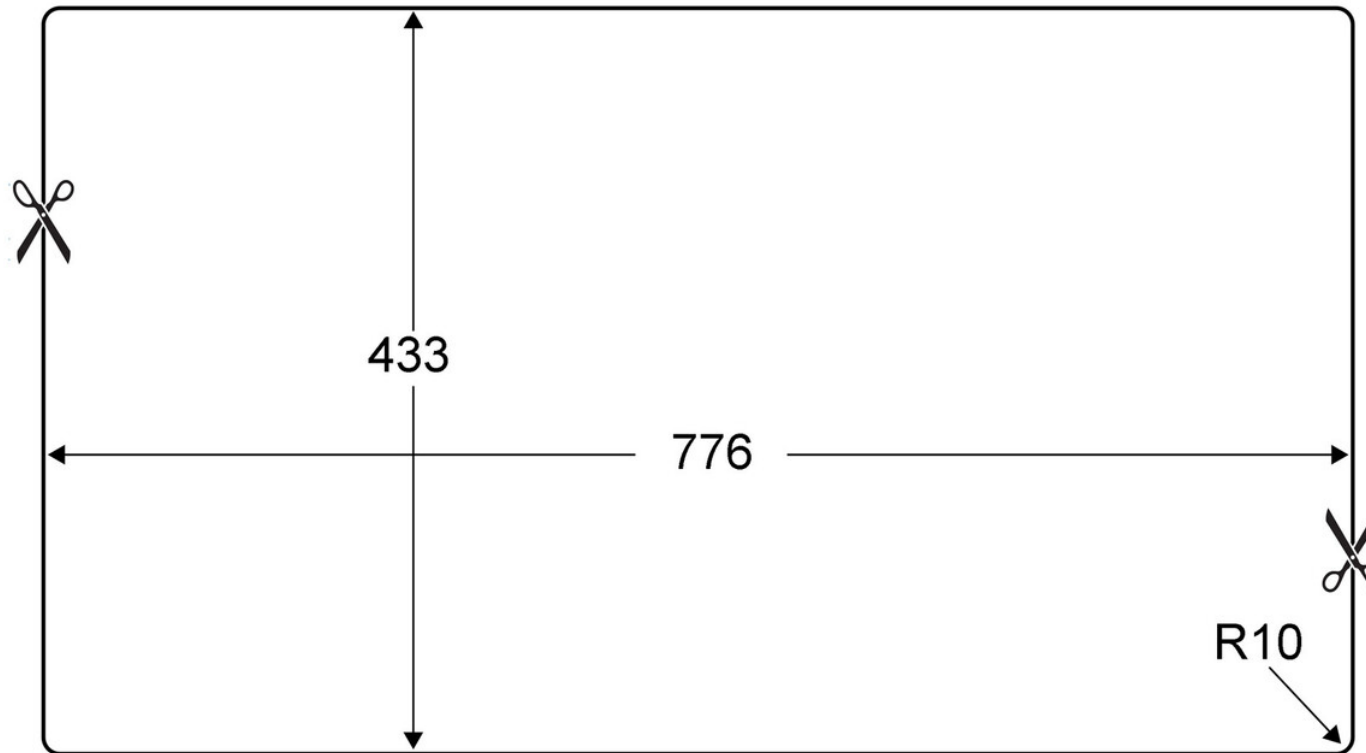
AGA Rangemaster continuously seeks improvements in specification, design and production of products and thus, alterations take place periodically. Whilst every effort is made to produce up-to date resources, the information included here is intended as a guide. Always refer to the product's installation instructions when fitting, installation work should be completed a professional tradesman.

PARAGON IGNEOUS GRANITE UNDERMOUNT SINK

PAR3641CW/

Cut Out Template

Dimensions in mm. Not to scale.



Date of download: July 10, 2023

AGA Rangemaster continuously seeks improvements in specification, design and production of products and thus, alterations take place periodically. Whilst every effort is made to produce up-to date resources, the information included here is intended as a guide. Always refer to the product's installation instructions when fitting, installation work should be completed a professional tradesman.